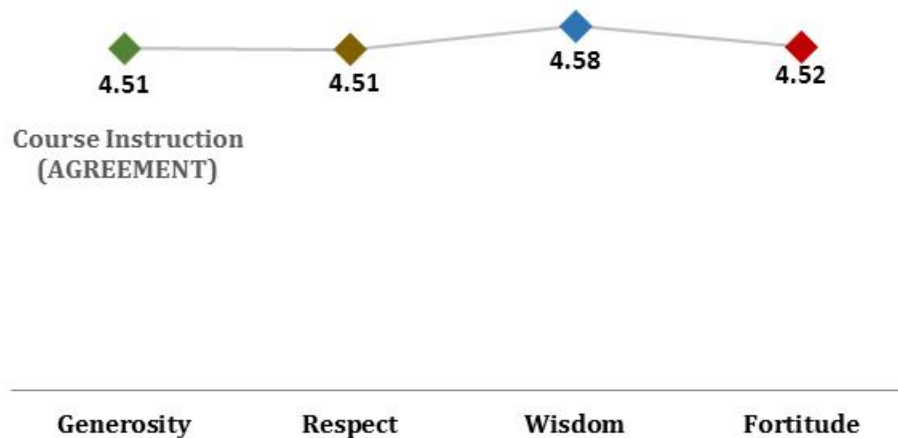


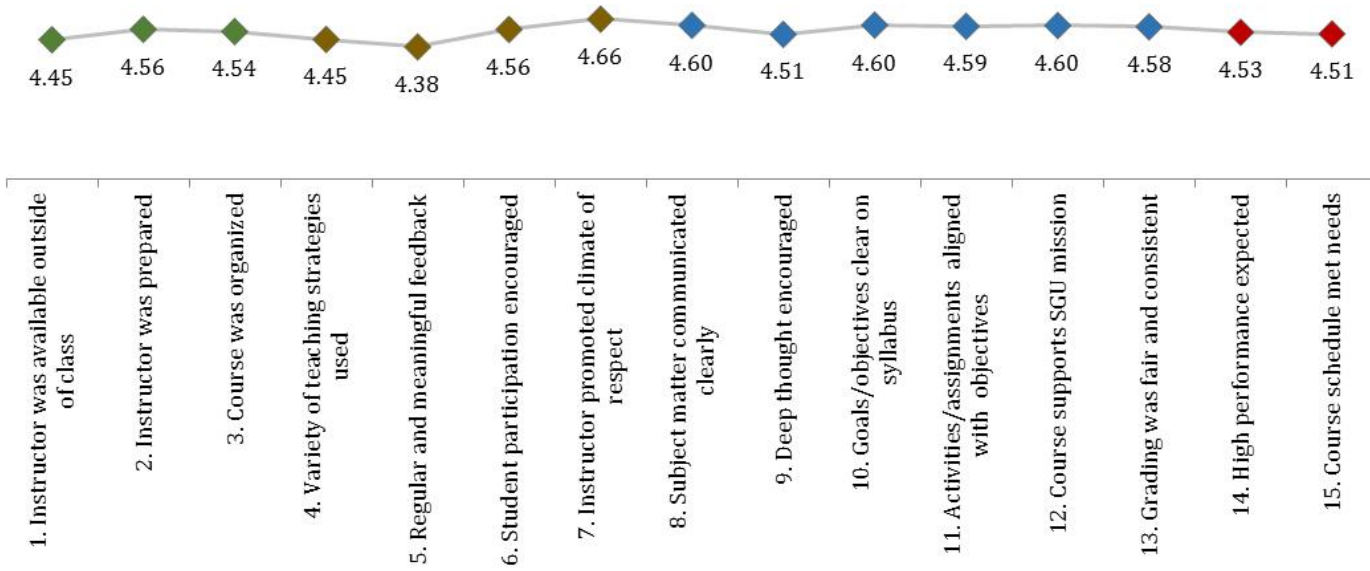
SGU Fall 2016 Course Instruction Results:

	1. Instructor was available outside of class	2. Instructor was prepared	3. Course was organized	4. Variety of teaching strategies used	5. Regular and meaningful feedback	6. Student participation encouraged	7. Instructor promoted climate of respect	8. Subject matter communicated clearly	9. Deep thought encouraged	10. Goals/objectives clear on syllabus	11. Activities/assignments aligned with objectives	12. Course supports SGU mission	13. Grading was fair and consistent	14. High performance expected	15. Course schedule met needs
Strongly Agree	222	246	242	228	214	246	267	257	228	253	251	257	251	234	246
Agree	112	105	106	104	111	106	99	99	119	102	107	96	102	113	94
Neither Agree nor Disagree	38	20	19	34	37	17	10	15	24	22	15	21	22	27	23
Disagree	4	6	9	10	13	5	0	6	5	0	2	2	1	1	8
Strongly Disagree	2	1	1	1	3	3	2	1	1	1	3	2	2	2	5

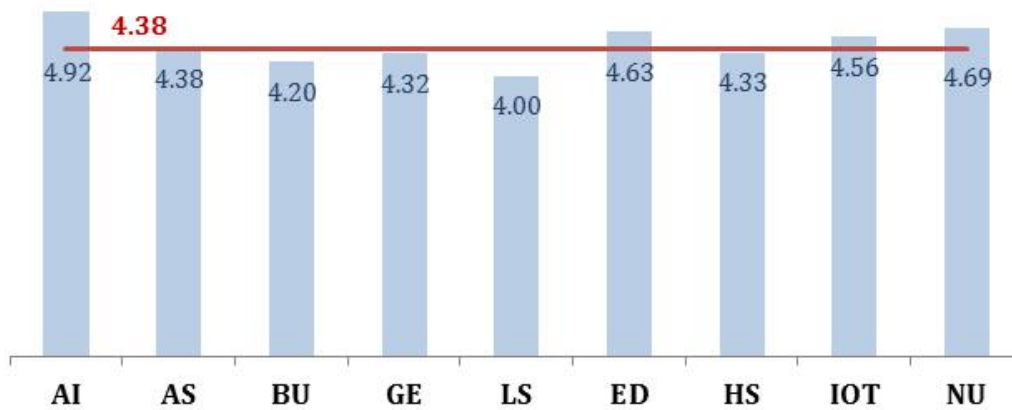
Students believe instructors DO exhibit the values of Wolakota.



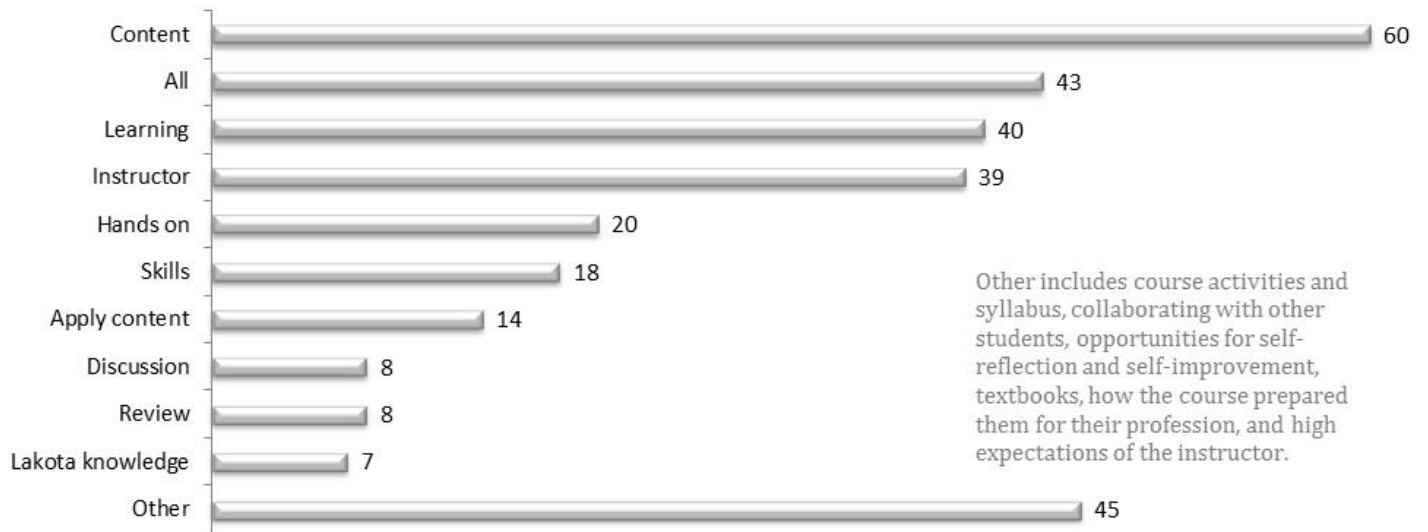
Using mean scores of student responses regarding Course Instruction, students want **more regular and meaningful feedback** regarding their ongoing progress in courses.




Art Institute, Arts and Science, Education, Institute of Technology, and Nursing scored at or above the mean for providing regular and meaningful feedback.



Students value most the **content** of the courses, the **learning** they experienced, and the **instructors** of the courses.



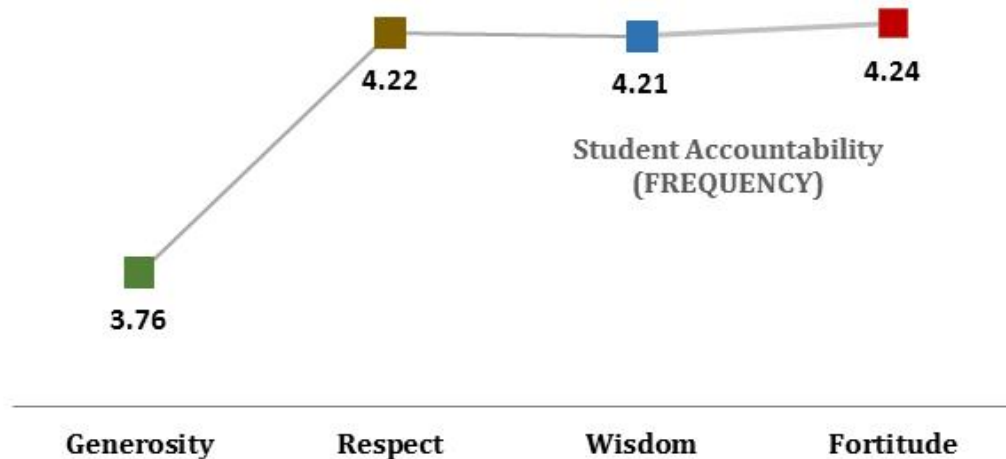
While 55% of the respondents indicated nothing was invaluable about their courses at SGU, 7% disliked the split schedule.



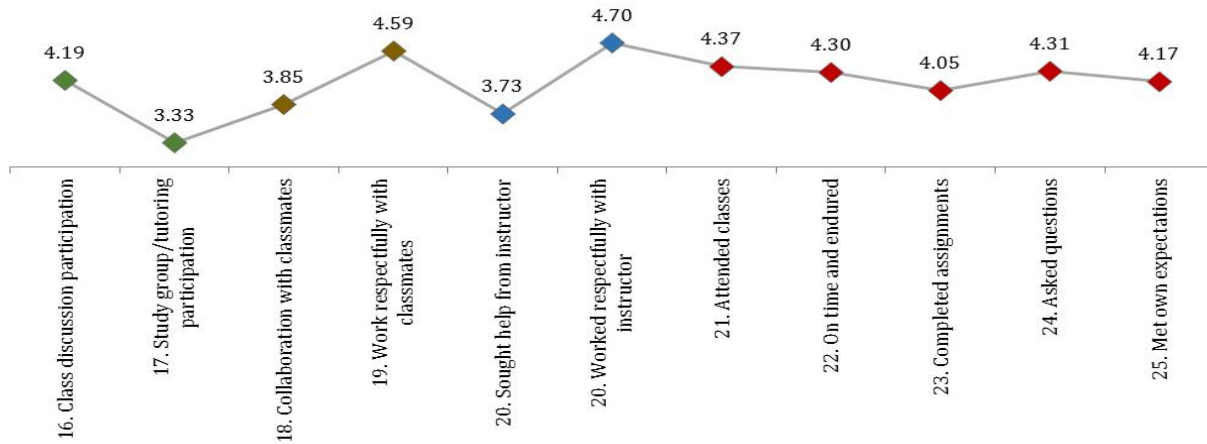
SGU Fall 2016 Student Accountability Results:

	16. Class discussion participation	17. Study group/tutoring participation	18. Collaboration with classmates	19. Work respectfully with classmates	20. Sought help from instructor	21. Worked respectfully with instructor	22. Attended classes	23. On time and endured	24. Completed assignments	25. Asked questions	26. Met own expectations
Always	166	108	154	242	143	270	197	187	156	203	178
Usually	138	88	94	100	89	85	118	117	109	106	100
Often	37	62	52	18	62	9	44	47	69	33	65
Occasionally	14	31	33	2	35	1	5	13	26	16	17
Rarely or Not at All	11	76	30	2	37	1	2	2	6	8	6

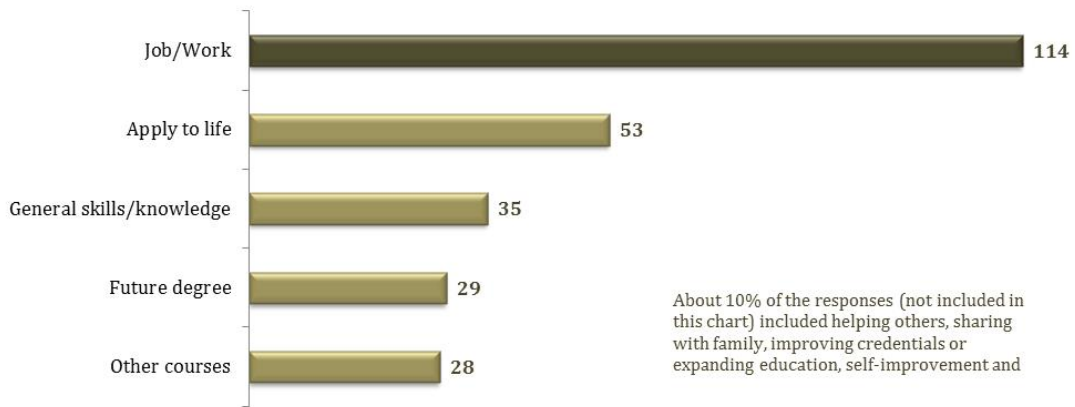
Students indicated **less frequency of participation in generosity**, especially in study groups and tutoring, than with the other values.



Using mean scores of student responses regarding Student Accountability, students participate less with **study groups/tutoring, class collaborations,** and **seeking help from instructors** outside of class time.



Most of the students indicated they would use what they learned at either their current job or at a job in the future.



Course Survey
General Comments:

